



Faculty of Social
Sciences and
Humanities,
Rajarata University of
Sri Lanka

SAMODHANA

Vol. 9, Issue 1, (June) 2020

The Journal of Faculty of Social Sciences and Humanities

The Effects of Social Context on Committing Crimes in Contemporary Sri Lanka

E. M. S. Ekanayake*

Department of Social Sciences, Faculty of Social Sciences and Humanities,
Rajarata University of Sri Lanka

*Correspondence: ekamayake99@yahoo.com

Received: 22 June 2020

Accepted: 07 October 2020

සංකේතය

සාපරාධී වර්ගව සමාජවාදී යැයි පොදුජන විඥානයෙහි පැවතියද, මානව වර්ගව හා සාපරාධීත්වය විභාග කරන අපරාධ විද්‍යාඥයියෝ එම මතය ප්‍රතික්ෂේප කරති. මන්ද කාලය, අවකාශය සහ සමාජ ව්‍යුහය අතර පවත්නා අන්තර් සබඳතා මගින් සාපරාධීත්වය තහවුරු කිරීමට ඔවුන් සමත් වන බැවිනි. එබැවින් විවිධාකාර සන්දර්භනීය සහ ව්‍යුහාත්මක මතයන් කෙරෙහි අපරාධ විද්‍යාව දැඩි අවධානයක් යොමු කෙරේ. සාම්ප්‍රදායික ලංකා සමාජයේ යම් මිනීමැරුමක් සිදුවූයේ නම් එය ඉඩම් ආරවුලක්, කාන්තාවන් හා සම්බන්ධ ආරවුලක් හෝ පුද්ගල ගෞරවය පදනම් වූ ගැටළු කාරී තත්වයකදී යැයි ඓතිහාසික සාධක මගින් අනාවරණය වේ. එහෙත් විවෘත ආර්ථිකය ලාංකේය සංස්කෘතිය බටහිරකරණයේ හැරවුම් ලක්ෂය වූ අතර, එමගින් සමාජ ව්‍යුහය ප්‍රාග්ධනය මත පදනම් වූ පංති ස්ථරායනයකට යොමුවීම කඩිනම් විය. එබැවින් මෙම අධ්‍යයනයේ මූලික අරමුණ වූයේ සමකාලීන සමාජයේ සාක්ෂරතාවය, දරිද්‍රතාවය, වයස, විවාහක අවිවාහකත්වය, ස්ත්‍රී පුරුෂ සමාජභාවය සහ දේපළ නම් සමාජීය ප්‍රභවයන් අපරාධ ප්‍රවණතාව කෙරෙහි කවර සහසම්බන්ධතාවක් දක්වන්නේද යන්න විශ්ලේෂණය කිරීම කෙරෙහිය. ද්විතීයික දත්ත ඇසුරින් කරන ලද මෙම විශ්ලේෂණය මගින් වර්තමාන සාපරාධී වර්ගව කෙරේ බලපාන ප්‍රධාන සාධක ලෙස, අඩු අධ්‍යාපනික මට්ටම, තරුණ අසහනය, ලිංගික සුරාකෑම, විරැකියාව, සහ සමාජ අපහරණය හඳුනා ගැනේ. එබැවින් දිගුකාලීනව සාපරාධී වර්ගව අවමකිරීම සඳහා අසහනකාරී සමාජ ව්‍යුහාත්මක පරිසරය වෙනස්කිරීම කෙරෙහි අවධානය යොමුවිය යුතුයැයි යෝජනා කෙරේ.

මූලාශ්‍ර පද:- අපරාධ, සමාජ සන්දර්භය, සාක්ෂරතාවය, දරිද්‍රතාවය, සිරකරුවා

1. Introduction

Deviance is a behavior, trait, beliefs, or other characteristics that violate norms and causes negative reactions. It is a universal phenomenon. However, the frequency and intensification of deviant behavior can differ from society to society. Being a relative phenomenon, and depending on the time and places where they occur (Merton, 1968). Crimes, violence, addiction, prostitution, robbery, and drug abuse are a few instances of social deviance. How but throughout the Sri Lankan political discourse, there are some key factors that tend to stimulate the criminal behavior of the general public. Since independence in 1948, Sri Lanka shows dramatic changes in the social, political, and economic environments. The first government under the indigenous introduced number of policies for the development process. Particularly, the land settlement policy has created a huge impact in changing the social structure. In addition to that, within the last six decades, political parties have attempted to change the social structure by introducing various development strategies. For example, the process of social, economic, and political change in the country added a new model in the 1970s. It initiated a series of changes through the 1972 constitution by expanding the public sector and welfare services. The defeat of the coalition government and the victory of the UNP government in 1977 brought about multiple changes within the economic, social, and political structure. The Sri Lankan constitution was able to change the Westminster type of parliamentary system to an Executive Presidency with special reference to the power circulation among its layers (Manor, 1979). The new economic policies during the 1977 period showed the favor for development strategies through private sector initiatives and foreign investments. This was the foremost affected reason to change the social structure in the whole country. In addition, the government especially the provincial council system introduced a series of changes in order to decentralize the power as well as the formation of poverty alleviation programs. During this period, ethnic oppression between Sinhalese and Tamils increased the violence, which caused riots in 1983 (Arsarathnam, 1986, De Silva, 1986). The conflict that prevailed in Sri Lanka started in 1983 and affected the direct and indirect development of the country through various social problems. The three decades “Sri Lankan conflict” came to a conclusive end in May 2009, after the military defeat the Liberation Tigers of Tamil Eelam (LTTE) that is also known as the Tamil Tigers and internationally proscribed terrorist organization. At present, Sri Lankan government experiences many post-conflict challenges within the socio-economic development. In relation to the social disorganized theory, communities are caused by crimes due to deprivations in informal social controls. The lack of collective efficacy to fight against the crimes has caused to increase the crime rate in the late 1970s in Sri Lanka (De Silva, 1986). According to the criminologists, criminal actions pose through the offenders’ motivation, victim characteristics that offer criminal opportunities, and the social context, physical locations, interpersonal relationships, and behavioral settings. Consequently, this paper examines the various socio-cultural,

economic, political factors, and forces to understand how to shape the criminal acts in the contemporary Sri Lankan context.

2. Research Methodology

The selection of literature based upon the crime rates and structural characteristics of the society. This study gave the priority to collect secondary data from index journals, official records published by the Police Department of Sri Lanka and Department of Prison, Uniform Crime Report, and National Incident-Based Reporting System. In that, the number of people arrested, the number of crimes reported by victims, witnesses, and calculation rate per 100,000 people were the main measurements. The Data analysis was carried out under the two steps. The first step involved the identification and selection of influential factors of criminal behavior. The second step-involved categorization of the most influential factors associated with crimes and possible solutions for the crime-free society in Sri Lanka.

3. Results and Discussion

3.1 Literacy and Crimes

Most of the case studies depict the correlation between crimes and social background (Tittle, Villame and Smith 1978). However, these studies were thoroughly criticized due to unable to analyze the social status conceptually (Braithwaite, 1979). In spite of these criticizes social variables are the most suitable to understand the social context of crimes. There were many studies have done to show the relationship between crimes and literacy. It was hypothesized that a low level of education caused crimes. This is only a hypothetic after the independence in Sri Lanka in relation to the developed countries shows that education has developed a certain extent. In 1946 literacy rate was 37.5 % and by 2012 it has rapidly increased up to 95.7% (Department of Census and Statistic, 2012). In such a background, the under mentioned figure 1 depicts the relationship between crimes and education.

Figure 1 elucidates the five-year data from 2007 to 2013 and criminals were grouped bestowing their literacy qualifications. Crimes fluctuated in every group within the above period. Owing to the prison official crime data, it categorized into eight groups under educational levels, Such as No schooling, Grade 1- 5, Passed grade 5, Passed grade 8, Passed G.C.E. (O/L) examination, Graduated and others (Postgraduate). In observation of the relation between the crimes and education in Sri Lanka, the most were reported Grade 8 groups, and the others were Grade 1 - 5, Grades 5, and the O/L groups in respectively. Fifth and sixth groups were belonged to the No schooling and passed A/L, examination groups. In crudely the most crimes rates were reported who passed Grade 8. The minimum crime rate was reported who got through the degree.

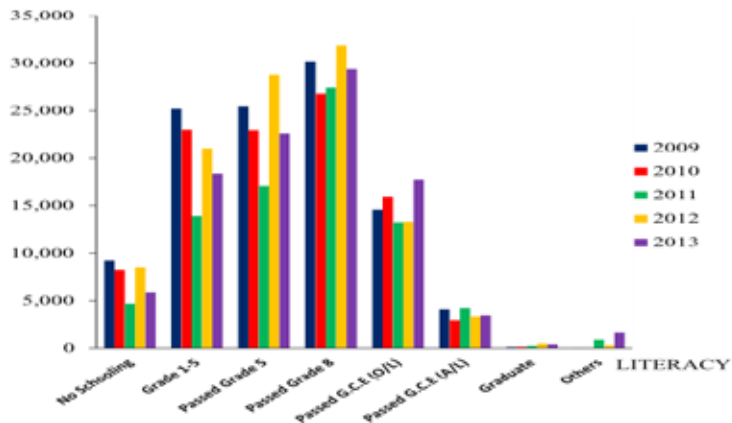


Figure: 1
Convicted Prisoners by Literacy 2009-2013

Source: Department of Prison

Table 1:
Convicted Prisoners by Literacy in 2012, Crime rate per 100,000 populations

Literacy	Population above 25 years	Convicted prisoners	Crime rate per population 100,000
No Schooling	561163	1920	342.15
Grade 1-5	2214793	5407	244.13
Passed Grade 5	1889721	5854	309.78
Passed Grade 8	2886830	8133	281.73
Passed GCE (O/L)	2303018	3834	166.48
Passed GCE (A/L)	1724574	1073	62.22
Graduate	358052	33	9.22
Other	112791	2137	1894.65

Source: Department of Prison

According to the Department of Census and Statistics, the highest proportion of the population revealed that education level 24% among those who have passed grade 8. Minimum was postgraduates, 1% of the total population of the country. 1,895 graduates represented per 100,000 populations. This was challenged to the traditional crime hypothesis and these figures shattering away from it. In 2012 above 25 years old people have convicted prisoners among them postgraduates. In the year 2011, 2,259 were postgraduates. In 2013 it increased up to 2,574 and also according to these statistics in 2012, the proportion of prisoners has increased to 437. This is caused due to deviating the rules and regulations of the establishment cord. Most of these have reported as bribes and malpractices occurred as a result of the political changes. In Sri Lanka, after the political changing, these crimes appeared highly. The point of the classical criminalists (Southernland,

1940) crimes done by high-class people was not reported. They were deleted from official statistics. However, these crimes were considered unreported crimes. In a systematic study of crimes by corporations, Sutherland presented a formal definition of white-collar crime as “a crime committed by a person of high social status and respectability in the course of his occupation”. In that sense, these were white-collar crimes. In Sri Lanka, in fact, that if not comes a new political party to power these crimes would be silent or unreported. Apart from no schooling prisoners were 342 per 100,000 populations and thirdly and fourthly there were reported Grade 5 and Grade 8 respectively and later Grade 1-5 reported. However, 166 G.C.E (O/L) passed, 62 advance level passed and Graduates were reported. In relation to education and crimes in Sri Lanka shows that challenge towards the traditional criminological theory.

Table 2:
Direct Admissions to Training School According to Literacy

Literary	Year				
	2009	2010	2011	2012	2013
No Schooling	-	-	2	2	-
Grade 1-5	3	4	1	3	1
Passed Grade 5	1	5	7	3	5
Passed grade 8	8	23	18	8	23
Passed GCE (O/L)	6	-	-	-	-
Passed GCE (A/L)	8	-	-	-	-
Total	26	32	28	16	29

Sources: Department of Prisons

Reviewing the study attention to this table figure out those who have Grade 5 and Grade 8 passed were reported the highest value during the time of 2009 up to 2013. In Sri Lankan society these groups belong to the minor staff in government institutions and private sectors such as sweepers, peons, and drivers. The department of prison report revealed that these people obtained low salaries. Although they try to imitate the high-class people’s lifestyles, they do not have sufficient resources to accomplish it. Therefore their expectations are destroyed. This is the main cause for crime prevalence of Grade 5 and Grade 8 rather than No schooling category.

3.2 Poverty and crimes

The correlation between poverty and crime brings an unseen dimension of society. It means that society is stratified by social units that determine who can be enjoyed the quality of life. If the people were unable to fulfill their necessities in a legal way, it is the point to emerge the deviant behavior (Larsson, 2006). This position can be caused to increase in the crime rate in society. Though Sri Lanka has become a middle-income country recently, it does not show the reduction of the crime rate among poor people.

According to the available statistics, Sri Lanka has able to eradicate poverty to some extent. Owing to the prison official data more than 50% of people imprisoned for default of payment of time. The poverty headcount index for 2012/13 was 6.7 and was decreased from 8.9 in 2009/10. From 1990/91 to 2012/13 the long term overall poverty index has shown a downward trend. In 2012/13 approximately 1.3 million individuals were in poverty. For the previous survey year 2009/10, it was 1.8 million. This represents a 0.5 million decline from 2009/10 to 2012/13. The total poor households were 5.3 percent from total and it was approximately 0.3 million households in 2012/13(Central Bank of Sri Lanka, 2013).

**Table 3:
Grave Crime offences Against Property 2007-2013**

Offences against Property	Year						
	2007	2008	2009	2010	2011	2012	2013
Arson	721	601	585	691	579	585	447
Mischief over Rs.5000	1272	1293	1096	1323	1069	1096	1028
Theft of property over Rs. 5000 values	12674	13367	11973	12680	11962	11704	11449
Riots	17	10	14	14	25	18	6
Robbery	7139	6754	6163	6521	6304	6552	4743
Cheating Misappropriation C.B trust over Rs. 100000	3587	9059	9198	7238	6365	8820	10419
Extortion	140	127	150	103	125	138	138
Offence against the state	8	9	21	15	8	5	1
Conterfiting currency	37	34	52	38	47	45	59
Possession of automatic or repeater shot guns	39	51	91	80	52	32	33
Manufacturing or any quantity Heroin, Cocaine, Morphine, Trafficking import or possession of danger Drugs of an above 2 gms of Heroin	572	511	636	862	1067	1315	1604
House breaking of theft	18635	18412	18042	18665	17192	16763	16116
Total	44,841	50,188	48,021	48,230	44,792	47,073	46,043
Estimated Mid-year population in 000s	20,010	20,217	20,450	20,653	20,869	20,328	20,483
Rate of Admission per 100,000 of population	224.1	248.2	234.8	233.5	214.6	231.5	224.8

Source: Administration Reports, Department of Police

Crimes categorization in any society can be divided into two major groups. They are crimes against the people and crimes against the property. These crimes can be change according to time and space. Particularly, their quantities can also be changed. In fact, the fluctuation of crime rate based upon the socio-economic factors, which were discussed in, detailed via structural changes in the society. The administration report of Inspector General of Police has reported 21 heads of crimes. The out of those crimes, there were ten crimes against people and rest was remaining as property crimes in Sri Lanka. The below mention table 3 shows that the property crimes in the country reported between 2007- 2013.

Table 3 depicts the total crime rate according to the population. In the year 2007, the total number of property crimes was 44,841 and 50,188 in 2008. Therefore this was 224.1 and 248.2 per 100,000 populations, years respectively. However, after 2008 property crimes have been gradually decreased.

In societal poverty, unemployment and scarcity of property had been caused for property crimes. Criminologists argue that crimes are major social issues and then they require special attention to the personnel crimes than property crimes (Miller et al., 2017). Classical sociologists (Merton, R. K. 1968) emphasize the increase of individual crimes as an anomic situation or normal situation. Table 4 depicts the grave crimes against persons.

**Table 4:
Grave Crime offences Against Persons 2007-2013**

Offences Against Persons	Year						
	2007	2008	2009	2010	2011	2012	2013
Abduction / Kidnapping	1229	1239	947	897	1012	1240	1087
Grievous Hurt	1675	1367	1368	1410	1719	1727	1427
Homicide / Abetment to Commit suicide	1663	1488	958	745	707	646	586
Attempted Homicide	468	397	289	308	329	227	209
Hurt by Knife etc..	3642	3250	2920	2939	2942	2870	2671
Rape /Incest	1398	1582	1624	1854	1870	2212	2181
Unnatural offences	475	457	441	519	517	576	571
Offence under the offensive weapon act	668	529	395	277	147	162	125
Procuration / Trafficking	30	33	31	47	56	31	9
Cruelty to children and sexual exploitation of children	366	340	346	334	376	398	440
Total	11,614	10,682	9,319	9,330	9,575	10,089	9,306
Estimated Mid-year population in 000s	20,010	20,217	20,450	20,653	20,869	20,328	20,483
Rate of Admission per 100,000 of population	58.0	52.8	45.6	45.2	45.9	49.6	45.4

Source: Administration Reports, Department of Police

According to table 4, within the last 7 years, there were ten types of grave offenses reported against people. When observed these ten crimes except two, the others showed a turndown. There were 58 crimes against persons per 100,000 populations in 2007 and it has reduced to 45.4 in 2013. The societies likely in the world, this study showed the huge gap between property and person crimes in Sri Lanka.

According to Figure 2 shows a vast gap between the crimes against property and persons. The average of previous decade, crime against the persons was 49 and 230 property crimes reported per 100,000 populations. This is showed enormous gap between person and property crimes percentage as 17.5% and 82.5% respectively.

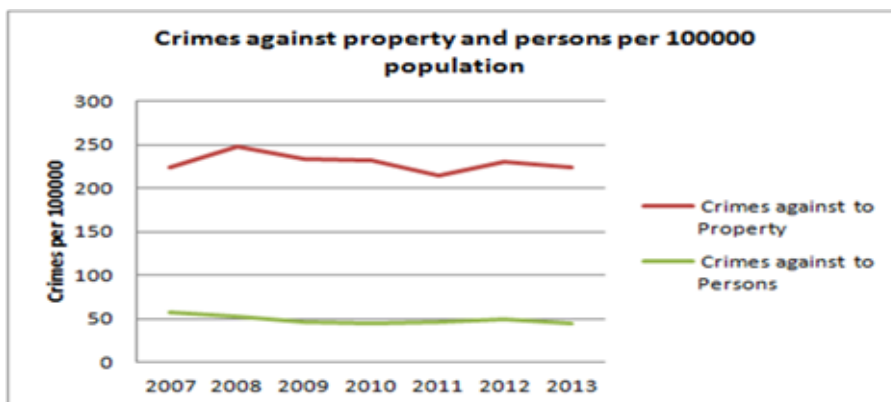


Figure 2:
Crimes against to property and persons per 100,000 populations.

Source: Administration Reports, Department of Police

Table 5:
Imprisonment for default of payment of fine 2004-2013

Year	Total Admissions of Convicted Prisoners	No. of Persons Imprisoned in Default of payment of Fines	Percentage to total Admissions
2004	26898	15666	58.2
2005	33034	16244	49.2
2006	28732	14723	51.2
2007	31306	15408	49.2
2008	33566	16868	50.3
2009	37872	19339	51.1
2010	32128	16061	50.0
2011	27018	15306	56.7
2012	28391	12045	42.4
2013	30760	16183	52.6

Sources: Department of Prisons

Table 5 depicts the percentage of imprisonment for default of payment of time. Therefore it is argued that the large number of people imprisoned due to poverty. They were unable to pay fines, on the other hand, the majority of these were connected with property crimes. In 2004, 58.2% imprisoned due to the inability to pay the fines. In 2013 it became 52.6%. It shows directly affected the poverty for crimes.

In order to examine the correlation between crimes and poverty, there is a lack of information regarding the level of income of criminals. However, the evaluation of income generation among prisoners who have punished by the death sentence was reported. Table 6 depicts the income of sentenced to death prisoners 2009 - 2013.

Table 6:
Income of Sentenced to death Prisoners 2009-2013

Income	Year				
	2009	2010	2011	2012	2013
Rs. 250 & under Rs. 300 per month	48	6	24	32	19
Rs. 300 & over	57	88	72	87	95
No income	3	2	11	12	10
Total	108	96	107	131	124

Sources: Department of Prisons

Poverty in Sri Lankan society in related urban areas, rural areas depicted the highest rate. This factor was discussed in details in the second chapter. Under mentioned figure: 3 shows the direct admission of prisoners sentenced to death according to residence from 2009 to 2013.

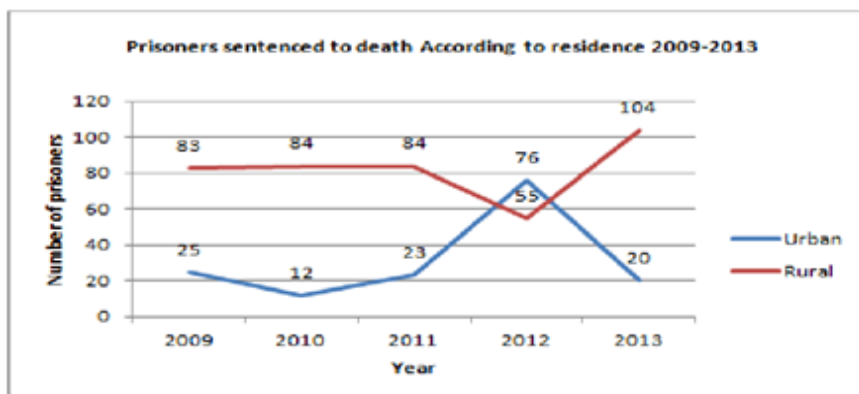


Figure 3:
Direct Admission of Prisoners sentenced to death According to residence 2009-2013

Source: Department of Prisons

According to the above-mentioned statistics between 2009-2013, there is a high chance of rural residents to be punished by the death sentence than the urban residence. In 2009 there was 76.8% of rural residence and remaining part from the urban resident. But, in 2012, statistics showed that there is an increase of urban residents who have punished by the death sentence up to 58%. There are many more influential factors that can be found out which stimulate crimes such as deprivation of moral values, family conflicts especially within the extended families, Middle-East migrations especially among women and drug abuse. When compare crimes with education, poverty, and social statuses, traditional criminological theories have been challenged. For example, during the post-war era, in Sri Lanka, a great majority of educated people have shown a high level of tendency in committing crimes than uneducated people.

3.3 Age and Crimes

“Crime is a young person’s activity” Indeed, researchers have observed that age is the best predictor of criminal behavior. The relationship between age and crime is curvilinear. Criminal activity increases with age into adolescence, peaks in late adolescence or early adulthood, and then decline fairly quickly with age and continues to decline more slowly to death. This pattern generally holds regardless of sex, race, and class, as well as across time periods and places, leading some to argue that the age - crime relationship is invariant (Gottfredson and Hirschi 1986). Criminologists have used the term “Desistance” to describe the termination of criminal behavior as age increases past the peak offending years in late adolescence or early adulthood (Laub and Sampson 1993). Although most offenders “age out” of crime by early adulthood, a small percentage continues to offend over the life course. This observation has sparked interest in the role that age plays in distinguishing between different types of offenders. Contrary to the age invariance position, research on the effects of age at first offense and the trajectory of crime over the life course suggests the existence of distinct types of criminal careers that vary in terms of onset, duration, and intensity. Individuals who become involved in crime at an early age and those who have contact with the legal system earlier in adolescence are more likely to become chronic offenders or “life-course per-sisters.” Laub and Sampson (1993) have shown that even among early-onset and chronic offenders, desistance from crime is possible. Research in this realm has also verified that the most common type of criminal career is “adolescent limited,” meaning that criminal behavior is generally confined to the adolescent and early adult years, at which point desistance rapidly occurs.

Owing to the above clarification, youth are doing an abundance of crimes without any discrimination such as sex, ethnicity, and class. This statement can be proved within the Sri Lankan society.

Table 7:
Direct Admission of convicted Prisoners According to Age groups 2009-2013

Age group	Year				
	2009	2010	2011	2012	2013
Under 16 years	11	5	102	19	0
16 and under 22 years	2070	2000	1538	1802	1711
22 and under 30 years	13276	7316	5794	6087	6897
30 and under 40 years	13376	9857	8738	8663	10595
40 and under 50 years	5919	8566	7098	7513	7788
50 and under 60 years	2182	3479	2952	3529	3110
60 years and above	1038	905	796	778	659
Total	37872	32128	27018	28391	30760

Sources: Department of Prisons

According to the clarification of Gottfredson and Hirschi (1986) connection, between age and crimes exist in a curvilinear manner. Examining the age of convicted prisoners during the time of 2009 to 2013 belongs to the age group 22 to 40 years. When the age becomes low-level crimes are increased. When the age has become high, then similarly crimes also have been increased. This view has shown by the Sri Lankan society.

3.4 Sex and Crimes

Males have a higher rate of crime than females. A comparison of sex-specified criminal behavior is frequently reported as a ratio of the frequency or rate of male offenses to female offenses. Although the gap in the sex ratio of offending varies for different types of crimes, it is greatest for more serious types of crime. In criminological perspectives, Self-report data confirm that males are more likely to be involved in crime than females. Though these data tend to reveal the less disparity in the sex ratio of criminal offending than official data, especially for less serious crimes (Triplett and Myers 1995).

In any society, the male crime rate is higher than the female crime rate. (Triplett and Myers 1995) But the quantity is different from society to society, and from time to time. Some societies show a vast difference but another society, show that the female crime rate is very close to the male crime rate. Not only that, but crime discrimination also shows these differences through the below-mentioned graph.

According to figure 4, from 2009 to 2011 total numbers of convicted prisoners were gradually fallen. Once more in 2013 has increased the number of convicted prisoners. The above bar chart elucidated about the male and female ratio among the convicted criminals or prisoners in Sri Lanka. In 2009 the total number of imprisonment prisoners was 37,872,

out of this number 36,590 prisoners were male 96.6% rest of these were 3.4% female. In the year 2011 full amount was 27,018 prisoners. In relation to 2009, it has gone down by 10,854 prisoners. Although the total number of prisoners' rate has fallen down, the number of male prisoners was increased by up to 97.1%. While the number of female crime rate has gone down. In 2013 the total number of prisoners was thirty thousand seven hundred and sixty (30,760). 97% represented the male prisoners. 3% represented the female prisoners. This observation was revealed a big gap between male and female prisoners.

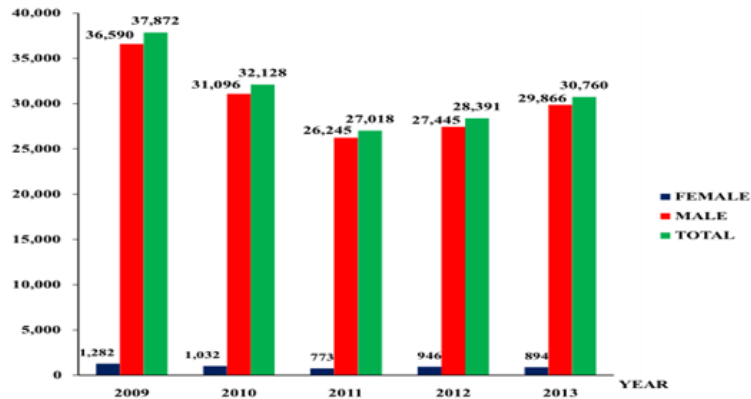


Figure 4:
Male and female convicted prisoners from 2009 to 2013

Source: Department of Prisons

The death penalty was activated for serious crimes like homicide, rape, and drug trafficking. The below table has shown that the disproportion of sex in serious crime in Sri Lanka.

Table 8:
Direct Admission of Prisoners Sentenced to death According to Sex 2009-2013

	Year				
	2009	2010	2011	2012	2013
Male	104	93	99	122	120
Female	4	3	8	9	4
Total	108	96	107	131	124

Source: Department of Prison

In table: 8 depicts the direct admission of prisoners sentenced to death based on the sex from 2009 to 2013. In 2009 hundred and eight (108) prisoners sentenced to death. Out of this hundred and four (104) male prisoners as a percentage, male 96.2% and female 3.8%, similar to serious crimes and as well as normal crimes, male and female ratio were

equal. In the year of 2011 direct admission of prisoners, eight are female prisoners as a percentage it is 7.5%. All in all, representing sex in grave crimes and sentenced to death ratio was equal in the community.

3.5 Marital status and crimes

In a certain society, the population is categorized according to the various variables. Among them, marriage also is one of the social institutions to be concerned about behavioral patterns in the field of sociology. It is accepted that universal and legal institutions for reproduction. Therefore marriage can be identified as a fundamental unit. According to table 9, marital status can be categorized as follows. Never married, Married, Widowed, Divorced, and legally separated. According to this, most crimes were reported in the married section. Second place had reported to never married. The minimum rate will be reported widowed section. The study compares the total population in the sorted groups to do a criminological investigation. Under mentioned table portrays the total admission of prisoners sentenced to death according to marital status 2009 to 2013.

Table 9:
Direct admission of Prisoners sentenced to death according to marital status in 2009-2013

Marital Status	Year				
	2009	2010	2011	2012	2013
Married	90	83	88	108	96
Single	9	13	17	19	22
Divorced / Separated	9	-	2	4	6
Total	108	96	107	131	124

Sources: Department of Prison

Above-mentioned table 9 revealed that the connection between marital status and crime prevalence in the society. In 2009, hundred and eight offenders have punished under the death sentence. In that nine are married, those who have unmarried also nine and rest of the prisoners are divorced. According to the percentages, 83% are married, 8.5% are unmarried and 8.5% are divorced. With regard to this interpretation, a great majority of prisoners are married. In 2013 statistics, there are 77.4% of married prisoners, 17.7% prisoners are unmarried and 17.7% are divorced.

According to the category of marital status in Sri Lanka, the highest trend of criminals was legally separated individuals. In the year 2012, there were 2,461 legally separated persons imprisoned. They were 19,778 out of the total population. Legally separated criminals were 12,443 per 100,000 populations. Divorced persons were the second.

Third place was unmarried persons, fourth and fifth were married and widowed persons. According to this analysis, legally separated people show a higher tendency to be involved in crimes in Sri Lanka. Least persons were widowed. Observing the correlation between age, sex, and marital status in the Sri Lankan social environment, universal and theoretical conditions were not challenged.

Table 10:
Direct Admissions of un-convicted Prisoners According to Marital status and Per 100,000 populations in 2012.

Marital Status	Direct AD to Prison	Population 2012	Rate per 100000
Never Married	30566	1748503	1748
Married	70867	5401061	1312
Widows	1232	695415	177
Divorced	2634	26328	10005
Legally separated	2461	19778	12443

Source: Department of Prisons

4. Conclusion

The study argues that in post-independent social structure gradually collapsed due to internal and external factors, which affected to the community adversely. When Sri Lanka achieved the independent, social integration of multi-ethnic had not been built which was the first factor caused to ethnic polarization and then to conflict. The second factor was party politics did not establish an inflexible social structure. They have brought sudden policies once they came to power and those initiatives impact to change the norms and values of traditional culture. For instance the Open economy instead of a close economy had shifted away from the cultural value system and made a disintegrated community. Consequently, the study was recognized that the open economy as a key contributory factor to change the countenance of conventional crime patterns of Sri Lanka. Until the 1970s the homicide pattern and other crimes moreover, remained distinctly an older one. Sri Lankan murders were unpremeditated manifestations of violence in disputes over land, women, or honors due to a person. But after the open economy, Westernization has been made huge changes within the Sri Lankan culture, and also people have been changed their way of living. As a result of this anomic environment which leads to organized crimes and gang crimes. The underworld controls a varies of activities like smuggling drugs, weapon, and human trafficking, sale of illicit liquor, control of prostitution rackets, sex clubs, the gambling industries, pavement hawkers, beach boys, trade unions activities, protection rackets, etc. The law and its enforcement agencies were not ready to effectively concurrence complexities that would come in its wake and formidable challenges.

5. Recommendations

There is considerable evidence that “intervention” is the most effective system for reducing crime. The crime trends and patterns in the post-independent community are more liable to interventionist policies to curb crimes.

By implementing without fail, these policies would protect the community from grave crime with regard to interventionists. First, interventionist policies would integrate into law-abiding society a larger proportion of citizens, including the majority of those who have committed the crime but have not demonstrated dangerousness. It was generally acknowledged that social control stems from the rewards secured by lawful conduct rather than from direct fear of punishment. The effective deterrent is not the fear of legal sanctions as such but the fear of loss of status (Grasmick and Bursik 1990). But it is not really fear that inhibits criminal behavior. Rather, the law-abiding citizen is one who feels that doing certain things, such as stealing from a neighbor and assaulting a coworker, is unthinkable. The policies for crime prevention must, therefore, if they are to be effective, give more people a stake in conformity to the laws that prohibit criminal behavior. Second, interventionist policies would define the social situations from which crimes are most likely to issue and make it possible to attack and eliminate those situations. In addition to that, conducting awareness programs especially among youth, equal resource distributions, effective community partnerships, rehabilitation programs, ensuring the rule of law via proper policy implementations, diminishing rural and urban disparities by promoting equity and strengthening the poverty alleviation programs are the most applicable pathways to establish a crime-free society.

References

- Akers, R. (1998). *Social Learning and Social Structure: A General Theory of Crime and Deviance*. Boston: Northeastern University Press.
- Angella W. Little, Hettige, S.T. (2013). *Globalization, Employment and Education in Sri Lanka: Opportunity and Division*, Rutledge Studies in Education and Society in Asia.
- Archer, D. and Gartner, R. (1984). *Violence and Crime in Cross-National Perspective*. New Haven: Yale University Press.
- Arasarathnam, S. (1986). *Aggression and Inter Ethnic conflict: Sinhala – Tamil relations in modern Sri Lanka, International perspectives on Ethnic Conflict antecedents and Dynamics*. Beverley Hills: Sage Publication.
- Braithwaite, J. (1979). *Inequality, Crime, and Public Policy*. Rutledge and K. Paul, Australia.
- Beckett, K and Sasson, T. (2000). *The Politics of Injustice: Crime and Punishment in America* (2 ed) Sage Publication, USA.
- Code of Criminal Procedure Act, (1979) Colombo: Government Printing Office.
- Cote, S. (2002). *Criminological theories: Bridging the past to the future*. Thousand Oaks, CA: Sage.

- Cullen, Francis T. and Velmer S. Burton, Jr. (1994). *Contemporary Criminological Theory*. New York: New York Univ. Press.
- David Downes and Paul Rock, (2003). *Understanding deviance*, Fourth edition (Oxford University Press.
- Demographic & Health Survey (1987). Department of Census & Statistics, Colombo, Sri Lanka.
- Ekanayake, E.M.S. (2004). "A Sociological study on the impact of the ethnic conflict on Poverty. An Examination of three communities in the Seruvila Divisional Secretariat Division". Centre for Poverty Analysis, Sri Lanka.
- Felson, M. (2002). *Crime and Everyday Life*, (third Eds.) SAGE Publications, United States of America.
- Giddens, A. (1991a). *The Consequences of Modernity*. Stanford (Cal): Stanford University Press, Oxford: Basil Blackwell, Cambridge: Polity Press.
- Goodhand, J. (2001). *Violent conflict, poverty and chronic poverty* CPRC Working paper 06, chronic poverty Research Centre, ISBN Number 1 – 904049-05-2.
- Gottfredson M and Hirschi, T (1986). True Value of Lambda Would Appear to be Zero: An Essay on Career Criminals, Criminal Careers, Selective Incapacitation, Cohort Studies, and Related Topics, *Criminology* Volume:24 Issue:2 Pages:213-234
- Grasmick, H.G. and Bursik R.J. (1990). "Conscience, Significant Others and Rational Choice." *Law and Society Review* 34:837-861.
- Guarino Ghezzi, S. and Trevino, J. (Eds.). (2005). *Understanding crime: A multidisciplinary approach*. Cincinnati, OH: Anderson.
- Gunasekara, L. (1985). *Administration Report of the Commissioner of Probation and Child Care Service for the year 1983*. Government press, Colombo.
- Hettige, T. (2013). *Aparadha Nadu Vidhan Nithiya (Criminal law)*. Samadhi Publisher, Bowella. Colombo.
- Jayewardene, H. S. and Ranasinghe H. (1963). *Criminal Homicide in the Southern Province*, Colombo.
- John D. Rogers, (1987). *Crime, Justice and Society in Colonial Sri Lanka*. London Studies on South Asia, Number 5. London: Curzon Press; Riverdale, MD.: The Riverdale Co.
- Judicature Act. (1978). Government Printing Office. Colombo.
- Judicature (Amendment) Act. (1979). Government Printing Office. Colombo.
- Julius R. Ruff, (1990). "Justice and Society in Colonial Sri Lanka by John D. Rogers" *The American Journal of Legal History*, Vol. 34, No. 4, pp. 425-426 Published by: Temple University.
- Karunaratne, N.H.A. (1978). "Dispositional Decisions in the Criminal Justice Process in Sri Lanka," UNAFEI Resource Material Series, No.16, pp.234-241, Tokyo, Japan: UNAFEI.
- Lab, S.P.(1992). *Crime Prevention: Approaches, Practices and Evaluations (2nd Ed.)*. Cincinnati. OH: Anderson.
- Larsson, D. (2006) *Exposure to crime as a consequence of poverty: five investigations about relative deprivation, poverty and exposure to crime*. www.researchgate.net/publication/277757557
- Larry J. Siegel, (2000). *Social Structure Theories (From Criminology, Seventh Edition, P 184-219, National criminal justice Reference Service(NCJRS), USA*.
- Laud, J.H. and Sampson, R.J. (1993). *Turning Points in the Life Course: Why Change Matters to the Study of Crime*. *Criminology* 31: 301-325.

- Manor, J. (1979) 'The failure of political integration in Sri Lanka (Ceylon)' *The Journal of Commonwealth & Comparative Politics*, 17(1), pp.21-46
- Merton, R.K. (1957). *Social Theory and Social Structure*, rev. Ed. New York: Free Press.
- Merton, Robert K. (1968). *Social Theory and Social Structure (enlarged Ed.)*. New York, NY, US: Free Press.
- Miller, T. Cohen, M, Swedler, D., Ali, B. Hendrie, D. (2017) *Incidence and Costs of Personal and Property Crimes in the United States*, SSRN Electronic Journal
- Police Administrative Reports, (1948-2014). Sri Lanka Police Department, Colombo.
- Prison Statistics of Sri Lanka, Vol. II (1992). Colombo: Department of Prisons.
- Quackenbush, S.L (2011). *Understanding General Deterrence; Theory and Application*. Palgrave Macmillan, New York.
- Sampson, R.J. and Laud, J.H. (1990). *Crime and Deviance over the Life Course: The Salience of Adult Social Bonds*. *American Sociological Review* 55: 609-627.
- Sampson, R.J. and Laud, J.H. (1992). *Crime and Deviance in the Life Course: Annual Review of Sociological Review* 18: 63-84.
- Schramm, W. (1964). *Mass Media and National Development, The role of information in developing countries*. Urbana: University of Illinois Press.
- Sutherland, Edwin H. (1940). *The White-collar criminal*. *American Sociological Review* 5:1–12.
- Tappan, P. (1947). *Who is the criminal?* *American Sociological Review*, 12, 96–112. (Quote on p. 100)
- Tonry, M. (1995). *Malign Neglect: Race, Crime, and Punishment in America*. Oxford: Oxford University Press.
- Triplett, R and Myers. L. B. (1995). "Evaluating Contextual Patterns of Delinquency: Gender-Based Differences." *Justice Quarterly* 12:59-84.
- Valerie W. (2010). *Deterrence in Criminal Justice: Evaluating Certainty vs. Severity of Punishment, the Sentencing Project*, Washington.
- White Rob, (2001). "Criminology for Sale: Institutional Change and Intellectual Field." *Current Issues in Criminal Justice* 13 (November).
- Wood, A. L. (1961). *Crime and Aggression in Changing Ceylon*. *Transactions of the American Philosophical Society*. Philadelphia.